

AC Lab System

Complete Guide 2017 – Appendix I

SQL 2.8.x



*Mark Wainwright Analytical Centre
Dong Ming Zheng*



In supplementary to the ACLS Complete Guide 2017, this know-how appendix intends to provide you the detailed information about the ACLS SQL 2.8.x.

- **Web release version: SQL 2.8.x**

- System theme upgrade:
 - The entire system theme has been overhauled and updated to the latest UI theme, covering:
 - Alert box
 - Message box
 - Horizontal menu
 - Vertical sub-menu
 - All tables
 - All I-box
- Training certificates:
 - Major changes are implemented to remove the previous group reference link and to set up booking controls directly in each certificate profile
- Search:
 - The following features are implemented with the search function:
 - Account manager
 - Facility manager
 - Project manager
 - Supervisor manager
 - School/Org manager
- Clone:
 - The following features are implemented with the search function:
 - Account manager



- Facility manager
- Project manager
- School/Org manager
- Booking alert:
 - Booking alerts are added to each facility and certificate profile. So when a booking is made, all the trainers receive the booking alert notices.
- Tracker note: show the time stamp
- Report manager:
 - Booking period report for facility booking type, change from one page to multiple pages due to the browser limitation which cannot display too big table
 - Add EXCEL export to facility booking type period report -
- Information tips: change to the new design
- All error and message pop up: change to DHTMLX message Scripts
- Facility wizard:
 - New theme applied.

❖ **New Theme**

The new theme is implemented to provide a modern feel and comfort to operate and navigate the system.

- Login page



BIOMEDICAL IMAGING FACILITY - Sign-In Portal


User ID:

Password:

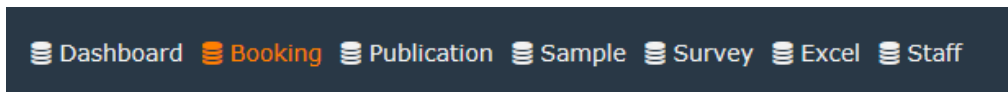
[Sign In](#)

[To Register](#)

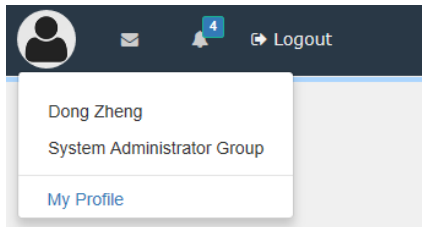
[Access Denied?](#)



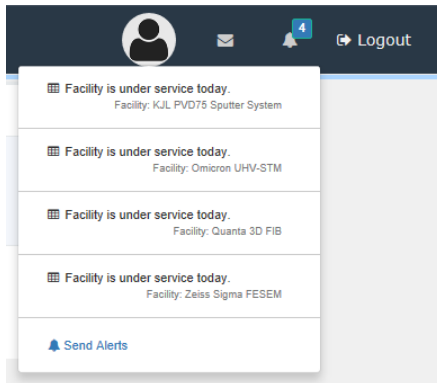
- Feature navigation:



- Profile:

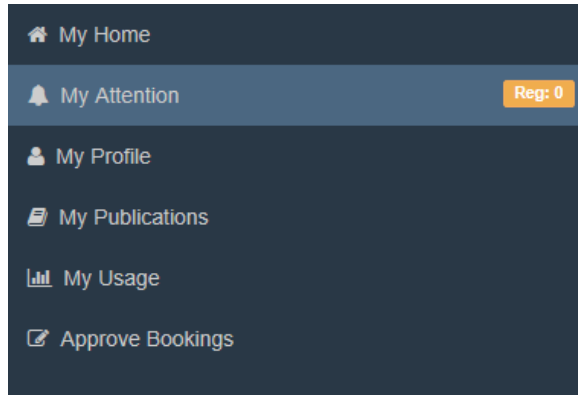


- Alerts:



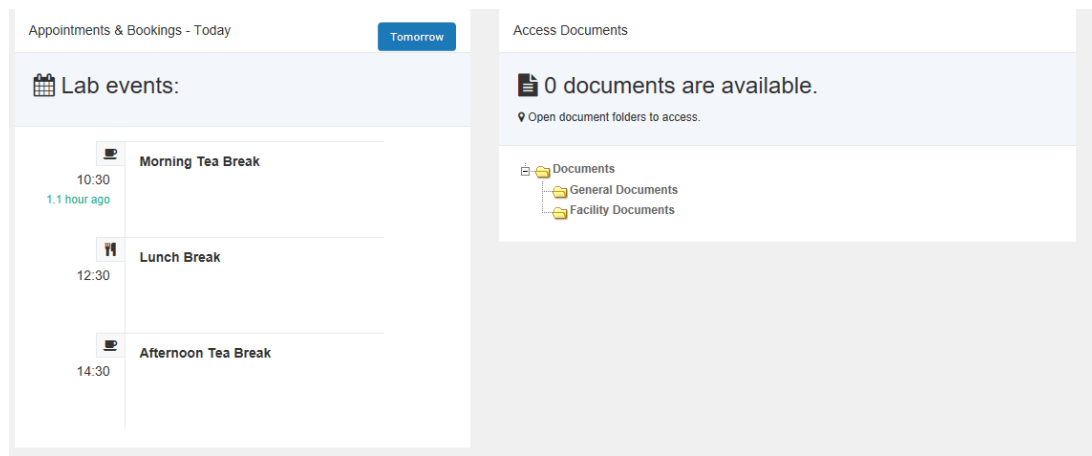


- Function navigation:



❖ Home Page

The new home page is provided for quick access of TODAY's events. Lab documents are shown up for direct access.



❖ Search and clone function

Account manager is used as an example for search and clone. Clone is to duplicate the account profile without the need of re-entering all account property data.



Active Accounts Expired Accounts

Search Account

Active Account: Choose account from the list

Account Type: Internal Account

Note

Expiry Date

Account Code: 0

Record Created

Edit Delete Add Clone

Active Accounts List Active Accounts Analytics

❖ Page Tab

Tab techniques are applied in the system to make the user interface more friendly and neat.

Here is an example for user profile:

Profile Supervisor Form Publication Account Certificate Usage (Booking) Invoice

User Photo

Title: Miss

User Name: xxxx Format: GivenName FamilyName User Code: 887 Created: 10/06/2016 13:47 Modified: 10/06/2016 13:47 Last Access: 03/08/2016 08:15

QUT Username: babinet (if applicable)

Type of Researcher: Others

Login Name: babinet

School/Organization: QUT_SEF_C,P,ME_Mechanical Systems And Asset Management

Access Group: Business Hours Users

Work Phone: 123456

Mobile Phone

Work Fax

Email Address: amelie.babinet@qut.edu.au

Work Address

Indicative Project Title: characterisation of liposomes

Notes

Access Expiry: (if checked, user access expiry setting is ON) Expiry Date: 10/06/2016

Activate User Entry:

Exclude from Broadcast: (if checked, user excluding from the list of broadcast messages)

Lock User Entry Permanently: (Once locked, users can not be reactivated through the system auto-reactivation)

LDAP Access Enable:

Online Registration: [Print Registration](#)



❖ Training Certificates

The long waited changes are made to training certificates so the booking controls are no longer in connection with the access category group, which confuses many users in the past.

You are able to set up certificate booking property on the same certificate page.

[EDIT/ADD CERTIFICATE]


Facility	Anton Parr M302 Rheometer
Certificate Title	ANTON PARR M302 RHEOMETER - BUSINESS HOURS
Details	<div style="border: 1px solid #ccc; height: 150px; width: 100%;"></div> <p>5000 (max char 5000)</p>
Max Hours/Day	10
Max Days/Period	14
Max Hours/Period	50
Booking Start Time	8:00 ▾
Booking End Time	18:00 ▾
Booking End Time Offset	0 ▾
Booking Cancellation	<input type="checkbox"/> untick to allow booking cancellation anytime
Weekend Booking	<input type="checkbox"/>
Valid Period (Month)	18 ▾ (Zero means certificate never expires)
Tracker Onsite Supervision	<input checked="" type="checkbox"/>
Booking Alert	<input type="checkbox"/>
Certificate Invalid	<input type="checkbox"/>

Accept Reset

❖ Facility Wizard



A new theme is applied to make it polished and easy to run the wizards.

 Facility Wizard

1. First Step 2. Second Step 3. Third Step 4. Finish

Facility Selection:

Or

Facility Entry: